

## Axial angular contact ball bearings

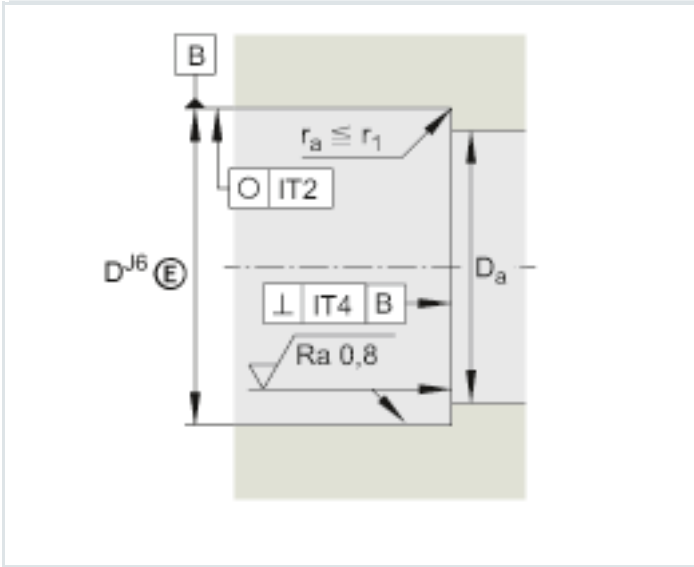

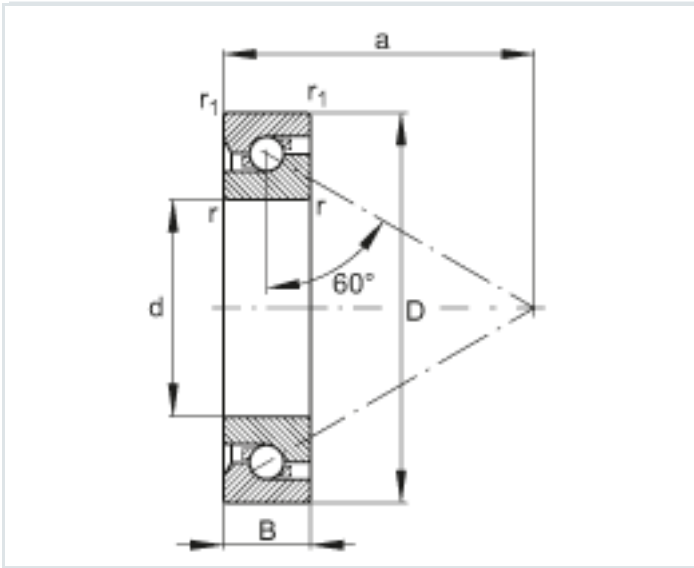
### 7603025-TVP (Series 7603)

single direction, with contact angle  $\alpha = 60^\circ$ , restricted tolerances

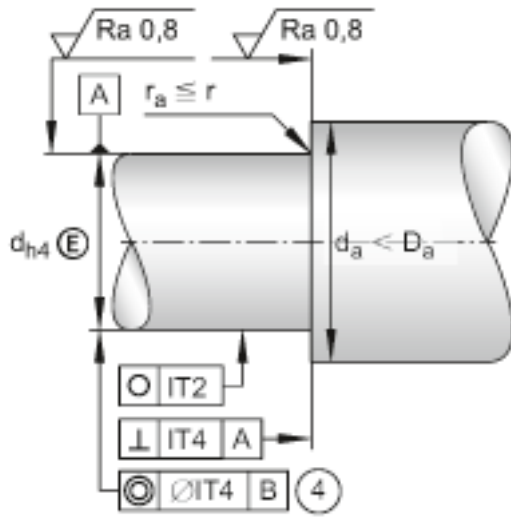
The datasheet is only an overview of dimensions and basic load ratings of the selected product. Please always observe all the guidelines in these overview pages. Further information is given on many products under the menu item "Description". You can also order comprehensive information via the Catalogue selection system ([https://www.schaeffler.de/content.schaeffler.de/en/news\\_media/index.jsp](https://www.schaeffler.de/content.schaeffler.de/en/news_media/index.jsp)) or by telephone on +49 (91 32) 82 - 28 97.

d	25 mm	Tolerance: 0/-0,005
D	62 mm	Tolerance: 0/-0,007
B	17 mm	Tolerance: 0/-0,12
	60 °	Contact angle
a	47,5 mm	≈
Da	52 mm	Tolerance: H12
da	38 mm	Tolerance: h12
r1 min	1,1 mm	
rmin	1,1 mm	
m	0,275 kg	≈ Mass

Ca	29500 N	Basic dynamic load rating, axial
C0a	68000 N	Basic static load rating, axial
Cua	3100 N	Fatigue limit load, axial
nG Fett	6800 1/min	Limiting speed for grease lubrication
nθ	3800 1/min	Thermally safe operating speed
MRL	0,09 Nm	Bearing frictional torque Valid for single bearing with stated preload force. Bearing lightly oiled.
CaL	917 N/μm	Axial rigidity Valid for matched pair of bearings in O or X arrangement
	2 μm	Axial runout The axial runout data for screw drive bearing arrangements are based on the rotating inner ring.
	ZM25	Recommended INA precision locknuts with radial clamping The recommended INA precision locknuts are not included in the scope of delivery and must be ordered separately.
	AM25	Recommended INA precision locknuts with axial clamping The recommended INA precision locknuts are not included in the scope of delivery and must be ordered separately.
MA	40 Nm	Tightening torque Only valid in conjunction with INA precision locknuts. Observe the guidelines on locating/locating bearing arrangements.
	14480 N	Requisite locknut force, axial The requisite axial locknut force must be observed when using other locknuts.



Design of housing and shaft (threaded spindle)



Design of housing and shaft  
(threaded spindle)  
(4) Only valid in assembled  
condition