



Image may differ from product. See technical specification for details.

## FYJ 55 KF

**Square flanged ball bearing unit with adapter sleeve locking, cast iron housing, JIS**

These square flanged ball bearing units are compliant with Japanese Industrial Standards (JIS). They consist of an insert bearing, locked to the shaft with an adapter sleeve, which enables the bearings to operate at higher speeds and run more smoothly in applications where the direction of rotation is constant or alternating. The bearing is mounted in a cast iron housing, which can be bolted to a machine wall or frame. Ball bearing units can accommodate moderate initial misalignment, but normally do not permit axial displacement. The adapter sleeve is not included in the unit and should be ordered separately.

- Resist high levels of contamination
- Designed for high temperatures and speeds
- Accommodate relatively heavy loads
- Cost-effective

Overview

Dimensions

Shaft diameter	50 mm
Housing overall width	43 mm
Width, total	70 mm
Centre distance between bolt holes	130 mm
Bearing width, total	39.9 mm

Performance

Basic dynamic load rating	43.6 kN
Basic static load rating	29 kN
Limiting speed	3 600 r/min

Properties

Housing type	Flanged
Flanged housing type	Square
Number of bolt holes for fasteners	4
Fastening bolt hole type	Plain
Retaining feature, inner ring	Adapter sleeve
Bore type	Tapered
Rubber seating ring	Without
Material, housing	Cast iron
Material, bearing	Bearing steel
Coating	Without
Sealing, bearing	Seal and flinger on both sides
Sealing type	Contact, standard
Sealing, unit	Without
Lubricant	Grease
Relubrication hole	With
Grease fitting	With

Logistics

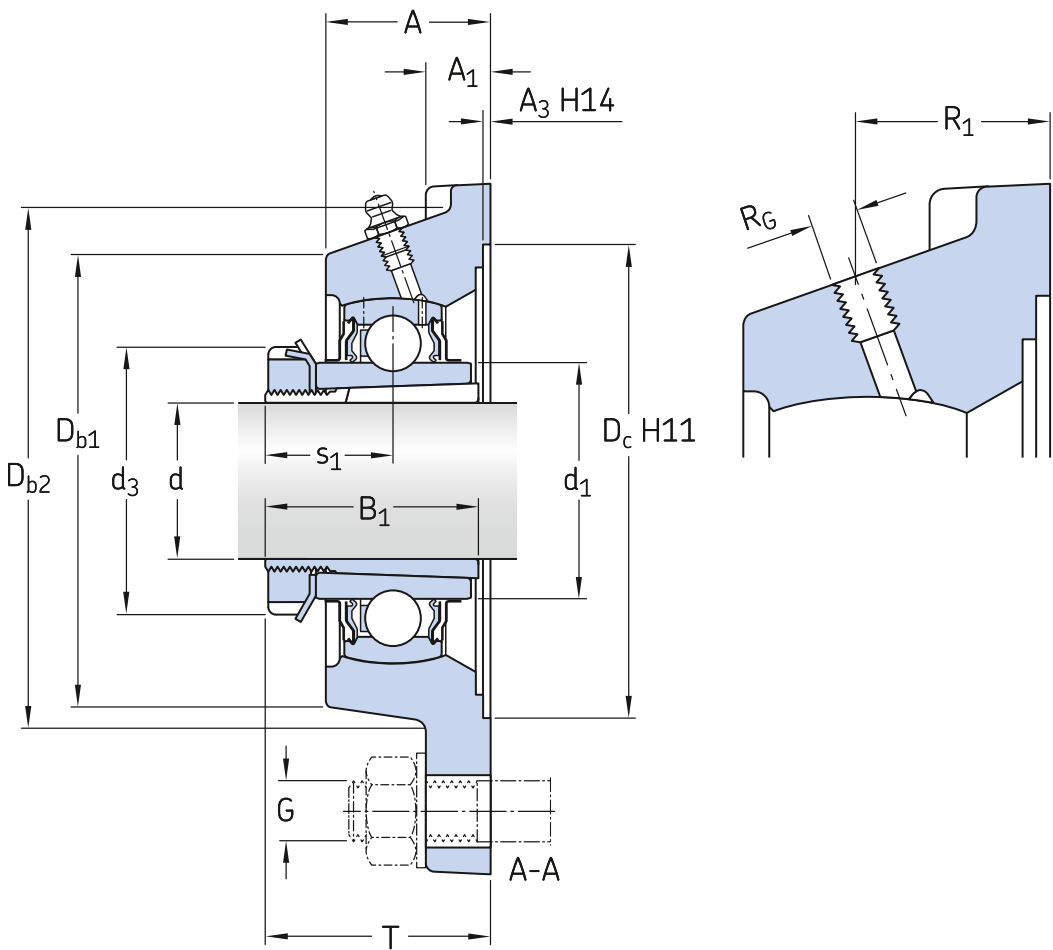
Product net weight	2.98 kg
eClass code	23-05-16-02
UNSPSC code	31171536

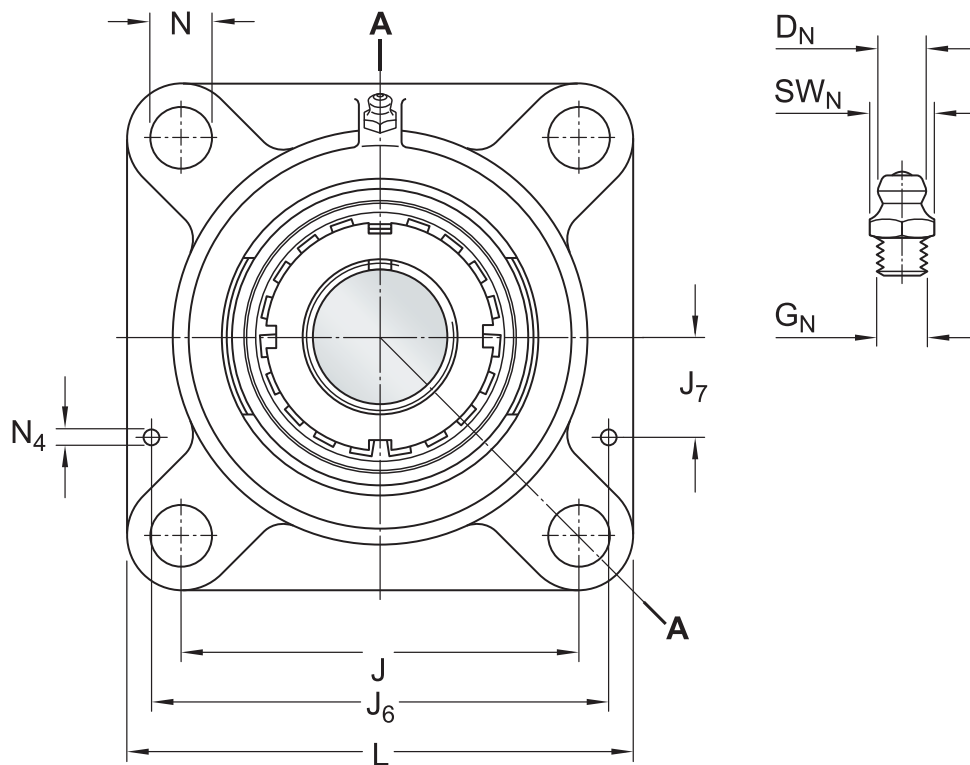


Technical specification

- Order adapter sleeve separately

Compliance with standard	JIS
Purpose specific	For material handling applications
Material, housing	Cast iron
Sealing, bearing	Seal and flinger on both sides
Sealing type, bearing	Contact, standard
Sealing, unit	Without
Coating	Without





## Dimensions

d	50 mm	Bore diameter
d <sub>1</sub>	≈ 69.06 mm	Outer diameter of inner ring
d <sub>3</sub>	75 mm	Outside diameter of lock nut
A	43 mm	Width of housing
A <sub>1</sub>	17 mm	Flange width
A <sub>3</sub>	3.2 mm	Depth of centring recess
B	40 mm	Width of inner ring
B <sub>1</sub>	39.9 mm	Overall bearing width
B <sub>1</sub>	59 mm	Width of sleeve
D <sub>b1</sub>	130 mm	Top external diameter
D <sub>b2</sub>	130 mm	Base external diameter
D <sub>c</sub>	150.8 mm	Diameter of housing centering recess
J	130 mm	Distance between attachment bolts
L	162 mm	Overall length
N	19 mm	Diameter of attachment bolt hole
s <sub>1</sub>	32.5 mm	Distance from locking device side face to raceway centre
T	70 mm	Overall width

Value specified for s<sub>1</sub> is approximate and before the sleeve is driven into the bearing bore (sleeve and inner ring bore at starting position).

## THREADED HOLE

$R_G$	1/4-28 UNF	Housing thread for grease fitting
$R_1$	25 mm	Axial position of the housing thread

## GREASE FITTING

$D_N$	6.5 mm	Diameter of head sphere of grease fitting
$SW_N$	7 mm	Hexagonal key size for the grease fitting
$G_N$	1/4-28 SAE-LT	Thread of grease fitting

## DOWEL PINS

$J_6$	148 mm	Distance of dowel pins
$J_7$	45 mm	Axial offset of dowel pins
$N_4$	4 mm	Recommended diameter for dowel pins

## Calculation data

Basic dynamic load rating	C	43.6 kN
Basic static load rating	$C_0$	29 kN
Fatigue load limit	$P_u$	1.25 kN
Limiting speed		3 600 r/min

## Mounting information

Associated spanner		HN 11
Recommended lock nut tightening angle	$\alpha$	90 °
Recommended diameter for attachment bolts, mm	G	16 mm
Recommended diameter for attachment bolts, inch	G	0.625 in

## Compatible products





Component

Square flanged housing for insert bearings, cast iron, JIS	<a href="#">FYJ 511</a>
Insert bearing with tapered bore and adapter sleeve locking	<a href="#">YSA 211-2FK</a>

Recommended product

Adapter sleeve with KM lock nut and MB lock washer, metric dimensions	<a href="#">H 2311</a>
---	------------------------

More Information

<div> Product details</div>	<div> Engineering information</div>	<div> Tools</div>
<div><a href="#">Flanged units to ISO standards</a></div>		<div><a href="#">SKF Product select</a></div>
<div><a href="#">Flanged units to North American standards</a></div>	<div> <a href="#">Principles of ball bearing units selection and application - Download catalogue (4.9 MB)</a></div>	<div><a href="#">Bearing Frequency Calculator</a></div>
<div><a href="#">Flanged units to Japanese Industrial Standards (JIS)</a></div>	<div><a href="#">Principles of selecting mounted bearing solutions</a></div>	
<div><a href="#">Flanged units, not standardized (SKF Food Line)</a></div>	<div><a href="#">Bearing failure and how to prevent it</a></div>	
<div><a href="#">Permissible misalignment</a></div>		
<div><a href="#">Locating/non-locating support</a></div>		
<div><a href="#">Loads</a></div>		
<div><a href="#">Temperature limits</a></div>		
<div><a href="#">Permissible speed</a></div>		
<div><a href="#">Lubrication</a></div>		
<div><a href="#">Mounting and dismounting</a></div>		
<div><a href="#">Ordering information</a></div>		
<div><a href="#">Designation system</a></div>		





# Terms of use

By accessing and using this website / app owned and published by AB SKF (publ.) (556007-3495 · Gothenburg) ("SKF"), you agree to the following terms and conditions:

## Warranty Disclaimer and Limitation of Liability

Although every care has been taken to assure the accuracy of the information on this website / app, SKF provides this information "AS IS" and DISCLAIMS ALL WARRANTIES, EXPRESS OR IMPLIED, INCLUDING, BUT NOT LIMITED TO, IMPLIED WARRANTIES OF MERCHANTABILITY AND FITNESS FOR A PARTICULAR PURPOSE. You acknowledge that your use of this website / app is at your sole risk, that you assume full responsibility for all costs associated with use of this website / app, and that SKF shall not be liable for any direct, incidental, consequential, or indirect damages of any kind arising out of your access to, or use of the information or software made available on this website / app.

Any warranties and representations in this website / app for SKF products or services that you purchase or use will be subject to the agreed upon terms and conditions in the contract for such product or service.

Further, for non-SKF websites / apps that are referenced in our website / app or where a hyperlink appears, SKF makes no warranties concerning the accuracy or reliability of the information in these websites / apps and assumes no responsibility for material created or published by third parties contained therein. In addition, SKF does not warrant that this website / app or these other linked websites / apps are free from viruses or other harmful elements.

## Third Party Services

When viewing YouTube content via the SKF website(s) (i.e. using [YouTube API Services](#)), you agree to be bound by the [YouTube Terms of Service](#).

## Copyright

Copyright in this website / app copyright of the information and software made available on this website / app rest with SKF or its licensors. All rights are reserved. All licensed material will reference the licensor that has granted SKF the right to use the material. The information and software made available on this website / app may not be reproduced, duplicated, copied, transferred, distributed, stored, modified, downloaded or otherwise exploited for any commercial use without the prior written approval of SKF. However, it may be reproduced, stored and downloaded for use by individuals without prior written approval of SKF. Under no circumstances may this information or software be supplied to third parties.

This website /app includes certain images used under license from Shutterstock, Inc.

## Trademarks and Patents

All trademarks, brand names, and corporate logos displayed on the website / app are the property of SKF or its licensors, and may not be used in any way without prior written approval by SKF. All licensed trademarks published on this website / app reference the licensor that has granted SKF the right to use the trademark. Access to this website / app does not grant to the user any license under any patents owned by or licensed to SKF.

## Changes

SKF reserves the right to make changes or additions to this website / app at any time.